

# Preliminaries

This chapter contains the Table of Contents, Acronyms and Abbreviations and Introduction to the user guide

- [Table of Contents](#)
- [Acronyms and Abbreviations](#)
- [Introduction and Background](#)

# Table of Contents

# Acronyms and Abbreviations

ANC	Antenatal Clinic
CPUs	County Proximate University
CCC	Comprehensive Care
CWC	Child Welfare Clinic
EHR	Electronic Health Record
EMR	Electronic Medical Record
FP	Family Planning
HRH	Human Resources for Health
HRIOs	Health Records Information Officers
ICT	Information and Communication Technology
IPD	In-Patient Department
KHIS	Kenya Health Information System
MCH	Mother and Child
MOH	Ministry of Health
NGO	Non-Governmental Organization
OPD	Out-Patient Department
PAC	Post Abortion Care
PNC	Postnatal clinic
PCN	Primary Care Network
SDIP	Service delivery implementing partners

# Introduction and Background

## About KenyaEMR+ User Guide

This user guide provides directions for access and use of KenyaEMR+ system deployed in health facilities in Kenya. It details clinical workflows by a provider using KenyaEMR+ to facilitate efficient service delivery. KenyaEMR+ covers various service points including: registration, triage, Out-Patient Department (OPD), In-Patient Department (IPD), Specialist Clinics and other support services like billing. The guide also details how a user may retrieve various reports from the system for efficient clinical decision making.

## Target Users

This user guide targets all users of KenyaEMR+ system including but not limited to the following;

1. Sub- County and county Human Resources for Health (HRH) (including Health Records Information Officers (HRIOs), Medical Superintendents, Doctors, Nurses, Clinical Officers, Pharmacists, Radiologists, Lab technicians)
2. County staff ICT officers, records officers, cashiers, accountants
3. NGOs working in the health industry.
4. Ministry of Health.

## HealthIT Project

The HealthIT is a USAID funded digital health mechanism whose overall purpose is to strengthen national policies, strategies, standards and reporting related to Kenya's Health Information System (KHIS), so as to ultimately support county and national level health service provision. The main aim is to enhance achievements towards evidence-based decision making at both the national and county levels, through the adoption of HIS policies, standards and guidelines. Ultimately this contributes to the achievement of systems interoperability and best practice.

## About Kenya EMR

The HealthIT's implementation strategy is to work with; Kenya Ministry of Health (MOH), County Governments, County Proximate Universities (CPU), Service Delivery Implementing Partners

(SDIP) and Digital Health and Strategic Information Partners to deploy, expand, enhance and implement electronic health records with Kenya EMR as the core clinical service module to provide a facility- wide electronic system.


KenyaEMR+ is a tailored distribution of OpenMRS that follows the principles of digital development:

- 1. It is designed with the patient at the center of development
- 2. Understanding that in the current Kenyan healthcare Ecosystem there are several EHR systems, KenyaEMR+ has implemented data exchange and interoperability standards to allow for interoperability.
- 3. The system is modular, allowing for scalability
- 4. KenyaEMR+ is based on OpenMRS which an open-source software
- 5. With OpenMRS being open source, it allows for continuous improvement






KenyaEMR+ platform is a patient centric electronic health record tool that is flexible, interoperable and scalable. It supports facility-wide functions of: clinical management, data management, clinical decision support reporting, lab information system, and inventory, billing and system management.





KenyaEMR+ System Overview

The KenyaEMR+ has 21 modules which facilitate service delivery in a health facility. The functionality of each module is described briefly in the table below. Respective icons for each of the modules as appears on KenyaEMR+ are also displayed.







	Module	Description	Module Icon
1.	Registration	This module is used to register new patients. It is also used to find details of patients who had already been registered in the system	

	Module	Description	Module Icon
2.	Queue Patient	This module provides more information about the patient including the billing details, specified patient category (Paying, non-paying and special schemes), payment categories and <b>room to visit</b> .	Image not found or type unknown
3.	Triage	This module is used to enter the patient's vital information at the triage section of the facility	Image not found or type unknown
4.	Out-Patient Department (OPD)	The Outpatient Department, interfacing with several departments. This is the primary point of communication/care among the patient and the medical professionals/clinicians .	Image not found or type unknown

	Module	Description	Module Icon
5.	Billing	This module enables the patients to make various payments to different bills that are being charged on various services that are offered within the facility through the system.	
6.	Inventory	The inventory module is used to manage Drugs and Other non-pharmaceutical items like syringes and bandages.	
7.	Pharmacy	This module is used for drugs management and dispensation.	
8.	Laboratory	This is where all investigations/tests are done and results posted	
9.	Radiology	This department deals with imaging requests	

	Module	Description	Module Icon
10.	Procedure Room	This module deals with carrying out procedures ordered by the doctor or clinician. It also gives a summary of patients who are due for procedures and who have already had procedures on a given number of days.	
11.	In-Patient Department (IPD)	This module takes care of patients in the wards. You can manage the wards, update patient vitals, prescribe drugs and request for investigations.	
12.	MCH Triage	This module is used to enter the patient's vital information at the triage section of the MCH	
13.	MCH Clinic	This is the module that holds all the MCH clients e.g. ANC / PNC / CWC and FP once they are sent from the MCH Triage	



	Module	Description	Module Icon
14.	Delivery Room	This module is part of the MCH module and takes care of Mothers with their newborns	
15.	MCH Stores	This module works like the inventory module and manages the items used in the MCH departments.	
16.	PAC Room	The Post Abortion Care (PAC) Room module is used in Post abortion care	
17.	Oncology	This module is used to manage cancer patients.	
18.	Morgue	This module is used at the morgue section of the hospital	
19.	Revenue	This gives summaries in revenue collected from patients and clients on a given day or days per department.	

	Module	Description	Module Icon
9.	Reports	This module enables a user to generate various report including MOH indicator forms as well as other module specific reports	Image not found or type

### Authorized use of the system

Access to the system is based on user access rights. One must have a username and password to access the system. Users of the system have different privileges based on their roles in the system.

### Organization of KenyaEMR+ User guide

This user guide is organized in four sections below;

Chapter 1: Introduction and Background,

Chapter 2: Getting Started on KenyaEMR+

Chapter 3: KenyaEMR+ modules and their features

Chapter 4: KenyaEMR+ reporting.